

# URBAN

## FLE51 - LED POLETOP LUMINAIRE

### *Robust Construction, Even Distribution*



The Urban LED poletop luminaire from Vision Lighting provides mounting versatility enabling it to suit a wide variety of applications.

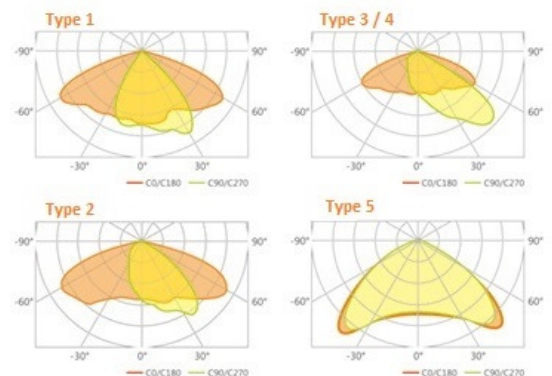
Constructed from a robust, cast aluminium housing with powder coated finish, the Urban's gasket protection enables it to achieve an IP66 rating. Quality LED components are used.

The Urban is available with a variety of distribution option to ensure a uniform aesthetic throughout your project, without compromising on lighting uniformity.



### PRODUCT SPECIFICATIONS

<b>Wattage:</b>	20 - 180W
<b>Lumens:</b>	2150LM - 19000 LM
<b>Efficacy:</b>	108 LM/W
<b>CCT:</b>	4000K (standard) / 3000K / 5000K
<b>Lifetime:</b>	L90B50/L70B10 >54,000 hours
<b>Dimming:</b>	DALI Available
<b>Material:</b>	Cast Aluminium
<b>Colour:</b>	Black / Grey
<b>IP Rating:</b>	IP66
<b>IK Rating:</b>	IK08
<b>Mounting:</b>	Spigot Mount



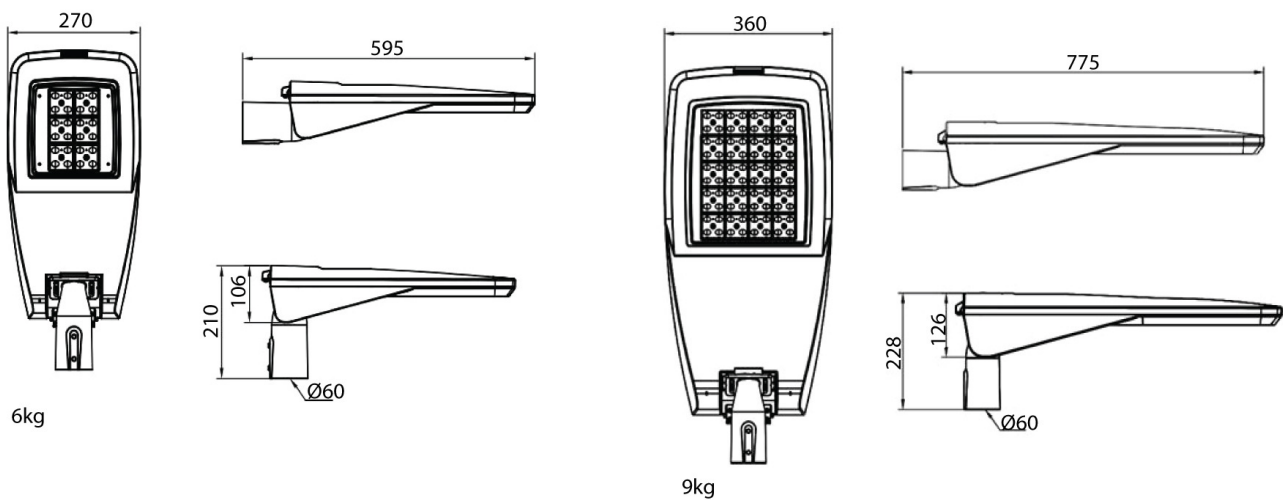
# URBAN

## FLE51 - LED POLETOP LUMINAIRE

### CODING MATRIX

Family	Power			CCT		Distribution		Colour		Control	
FLE51	20	20W	2300Lm	-3K	3000K	-T1	Type 1	-BLK	Black	(Blank)	None
	33	33W	3800Lm	-4K	4000K	-T2	Type 2	-GRY	Grey/Silver	-DA	DALI
	40	40W	4600Lm	-5K	5000K	-T3	Type 3/4			-PE	PE Cell
	60	60W	6900Lm			-T5	Type 5				
	80	80W	9200Lm								
	105	105W	11500Lm								
	120	120W	13800Lm	595mm(L)							
	160	160W	18400Lm								
	180	180W	20700Lm								
				775mm(L)							

### DIMENSIONAL DIAGRAM



### PHOTO-ELECTRIC CELL OPTION

The Urban is available complete with a PE cell for daylight control, mounted on the back of the fitting.

Turns on at 10 lux with 15~120 second delay, and turns off at 60 lux with 2~15 second delay.

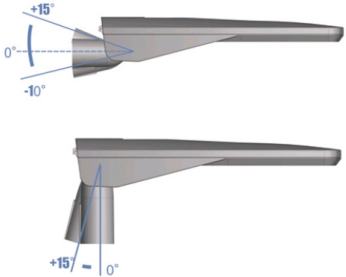


# URBAN

## FLE51 - LED POLETOP LUMINAIRE

### MOUNTING ADJUSTMENT

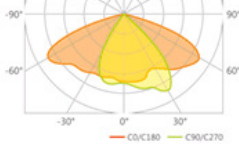
The Urban poletop has a highly adjustable spigot adaptor. It is able to be mounted on either a vertical or horizontal spigot, with adjustment available to optimise uniformity.



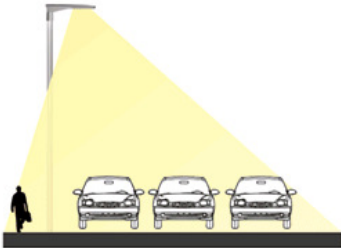
### DISTRIBUTION TYPES



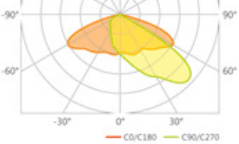
Type 1



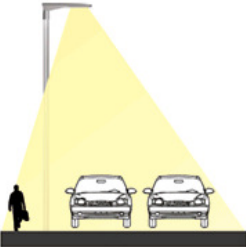
Application:  
Walkway / Path / Side of the road / one-way street



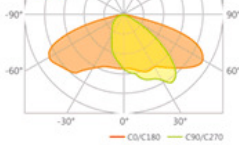
Type 3/4




Application:  
Highway / Drive Way / Area / Parking Lot



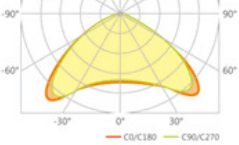
Type 2



Application:  
Urban Road / Street Road / Two-way street



Type 5



Application:  
Square / Parking / Area

# URBAN

## FLE51 - LED POLETOP LUMINAIRE

---

### ACCESS FOR MAINTENANCE

The top cover of the Urban poletop light is hinged upwards to easily access the driver compartment for maintenance. Once raised it can be held in position by moving a small bracket. When done, this is simply folded down and the fitting is clipped shut.



### SURGE PROTECTION

Supplied as standard complete with a high quality SPD to protect against lightning strikes and other surges.

