

ZIRCON

DL112 - SCOOP DOWNLIGHT

Output & Versatility



The Zircon downlight from Vision Lighting provides exceptional light output in a robust, and versatile form.

Featuring a die-cast aluminium body, fully adjustable to 350° on the horizontal axis and 35° on the vertical axis, the aluminium construction ensures efficient heat dissipation.

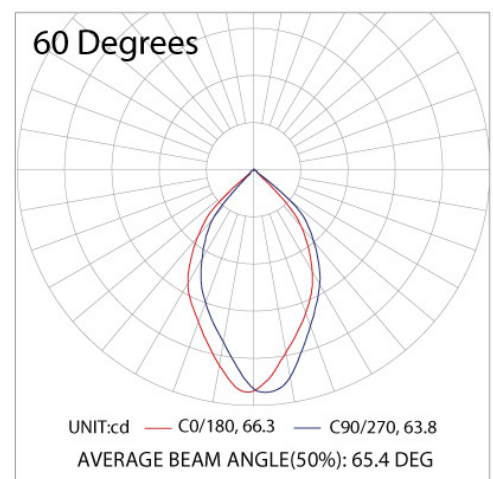
Utilising high quality Citizen COB LED chips, the Zircon consistently achieves a high lumen output.

With the ability to produce a myriad of lighting effects, the Zircon is designed for a variety of applications including in offices, retail, schools, and hotels.



PRODUCT SPECIFICATIONS

Wattage:	10W / 15W / 20W / 35W / 45W
Lumens:	800 - 5020 LM
Efficacy:	>80Lm/W
CCT:	3000K / 4000K
CRI:	>80
Beam Angle:	15° / 24° / 36° / 45° / 60°
Dimming:	None / DALI / Triac Universal
Material:	Die-cast aluminium
Colour:	White
IP Rating:	IP20
Mounting:	Plaster Recessed



ZIRCON

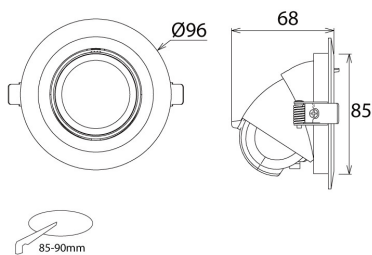
DL112 - SCOOP DOWNLIGHT

CODING MATRIX

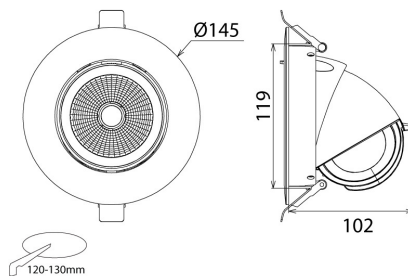
Family	Power	Lumens (4CCT)	Beam Angle	Colour	Dimming
DL112	-10 10W	800 Lm	-3K 3000K	-15D 15 Degrees	-WT White
	-15 15W	1230 Lm	-4K 4000K	-24D 24 Degrees	-BK Black
	-20 20W	2040 Lm	-3K-9 3000K	-36D 36 Degrees	
	-35 35W	3800 Lm	-4K-9 4000K	-45D 45 Degrees	
	-45 45W	5020 Lm		-60D 60 Degrees	
Not all beam angle / power combinations are available. Refer to table below/Over page					
					(Blank) None -D Triac Universal -DA DALI

DIMENSIONAL DIAGRAM

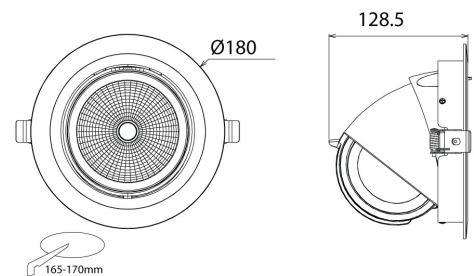
10W



15W / 25W



35W / 45W



ZIRCON

DL112 - SCOOP DOWNLIGHT

BEAM ANGLE AVAILABILITY

Code	Power	Diameter	15D	24D	36D	45D	60D
DL112-10	10W	96mm	Y	Y			
DL112-15	15W	145mm	Y	Y	Y		Y
DL112-20	20W						
DL112-35	35W	180mm		Y		Y	Y
DL112-45	45W						

