

ALINYA2 S68

AL2-S68 - LINEAR EXTRUSION FITTING

Superior Optical Control



The Alinya2 range from Vision Lighting enriches a space with low glare, uniform illumination. Incorporating a superior optical lens system, the Alinya2 is perfect for open plan offices and learning areas.

Quality internal componentry ensure a long service life and durability, for peace of mind and reduced maintenance cost. Alinya S68 is supplied complete with suspension brackets for easy installation.

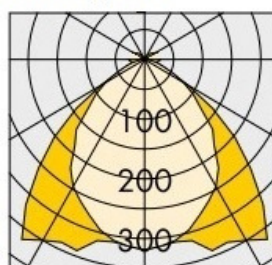
Manufactured in-house by Vision Lighting, the Alinya range is available in custom lengths as required, with an expedient turnaround.



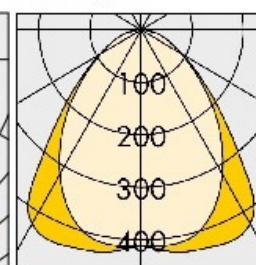
PRODUCT SPECIFICATIONS

Wattage:	10W/m - 28W/m
Efficacy:	150lm/W
CCT:	3000K / 4000K
CRI:	Ra>80
Beam Angle:	Batwing 110° / Batwing 90° / Other on request
Dimming:	On/Off / DALI
Material:	Extruded Aluminium
Lens:	PMMA
Colour:	Black / White / Grey / Other on request
IP Rating:	IP20
Mounting:	Suspended (Catenary Wire)

Batwing 110



Batwing 90



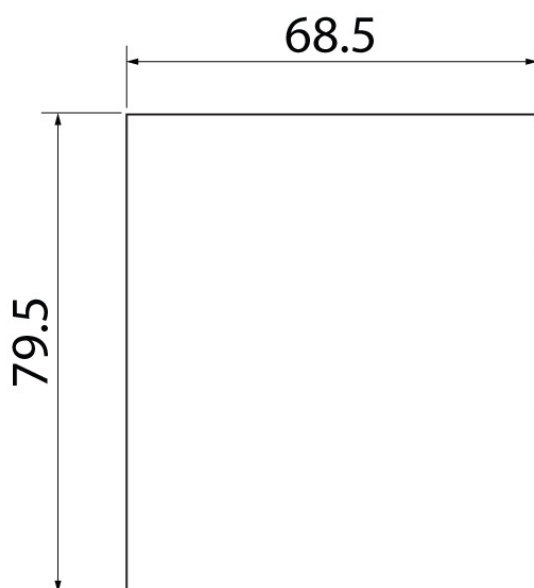
ALINYA2 S68

AL2-S68 - LINEAR EXTRUSION FITTING

CODING MATRIX

Extrusion Type		Distribution		CCT		Colour		Dimming
AL2-S68	Suspended	-B110	Batwing 110°	-3K	3000K	-BK	Black Powder coat	(Blank) Non-Dimming
		-B90	Batwing 90°	-4K	4000K	-WT	White Powder coat	-DA DALI
						-GR	Grey Powder coat	
						-AN	Anodised	

DIMENSIONAL DIAGRAM



ALINYA2 S68

AL2-S68 - LINEAR EXTRUSION FITTING

