

# ORION

## BATWB - WIDE BODY COMMERCIAL BATTEN



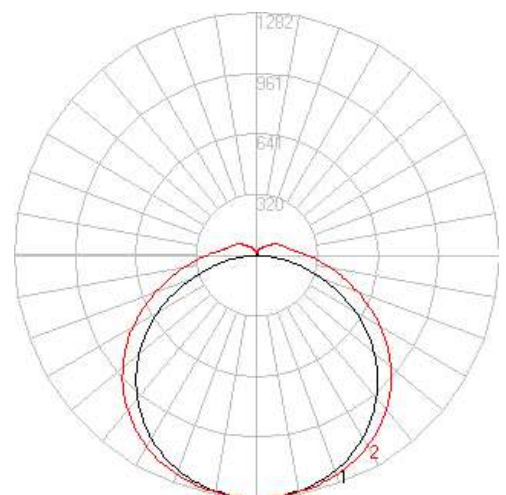
The Orion batten provides a sleek and classy design with brilliant lumen output. Ideal when a traditional batten simply does not meet the aesthetic requirement.

Steel body with powder coat finish and polycarbonate diffuser for excellent light distribution. High-quality LED componentry used for optimal performance.

Versatile wall, ceiling or pendant mounting options are available. Perfect for office, education, hospital, commercial, and retail lighting applications.

### PRODUCT SPECIFICATIONS

<b>Wattage:</b>	20W   40W
<b>Lumens:</b>	2200 - 4400Lm
<b>CCT:</b>	4000K
<b>CRI:</b>	Ra>90
<b>Beam Angle:</b>	130 Degrees
<b>Dimming:</b>	DALI Available
<b>Material:</b>	Steel housing
<b>Diffuser:</b>	Polycarbonate
<b>Colour:</b>	White
<b>Mounting:</b>	Ceiling Surface Wall Surface Pendant
<b>IP Rating:</b>	IP44 (Ceiling) IP40 (Wall/Pendant)
<b>Lifetime:</b>	L80B10>60,000hr L90B10=39,000hr



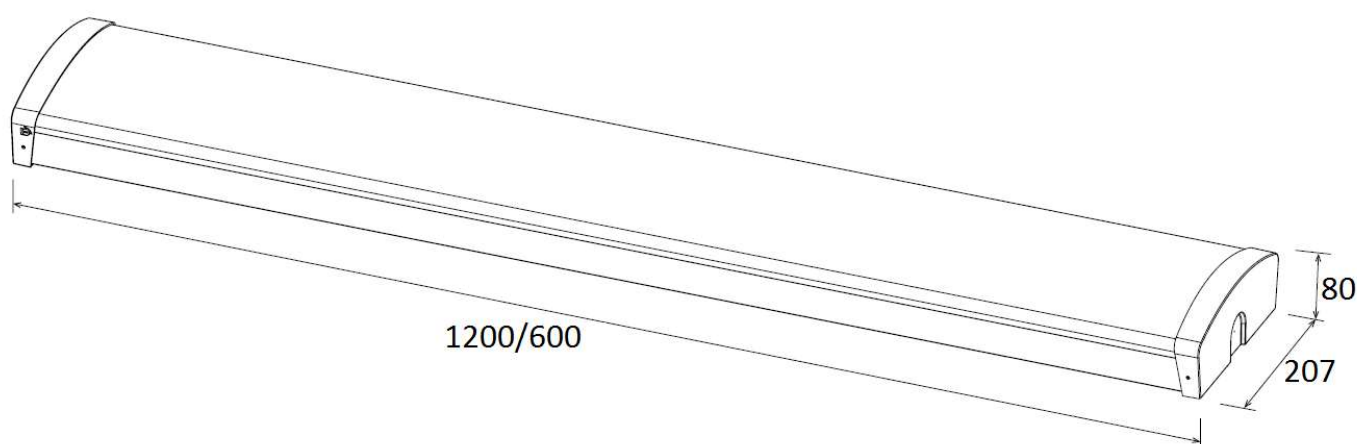
# ORION

## BATWB - WIDE BODY COMMERCIAL BATTEN

### CODING MATRIX

Family	Power			CCT		Dimming	
BATWB-12 1200mm	-20W	20W	2200Lm	-4K-9	4000K Ra>90	(Blank)	Non Dimming
	-40W	40W	4400Lm	-3K-9	3000K Ra>90	-DA	DALI
BATWB-06 600mm	-20W	20W	2100Lm	(600mm not available in DALI)			
Accessories							
BATWB-SUSKIT		Suspension Kit					

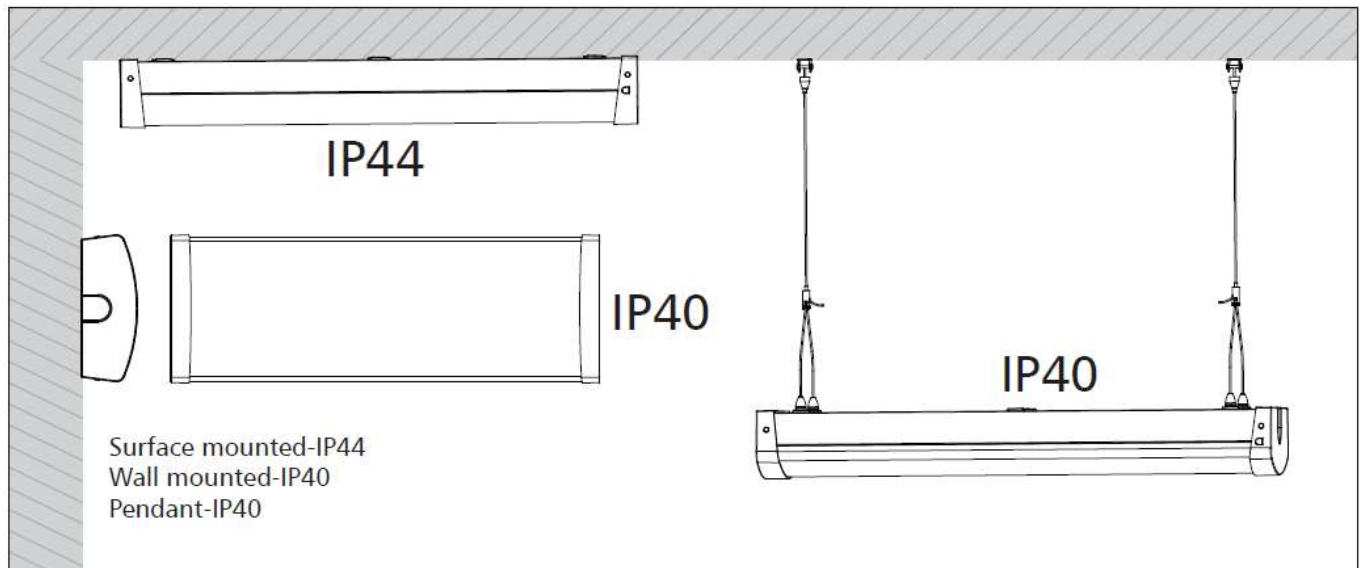
### DIMENSIONAL DIAGRAM



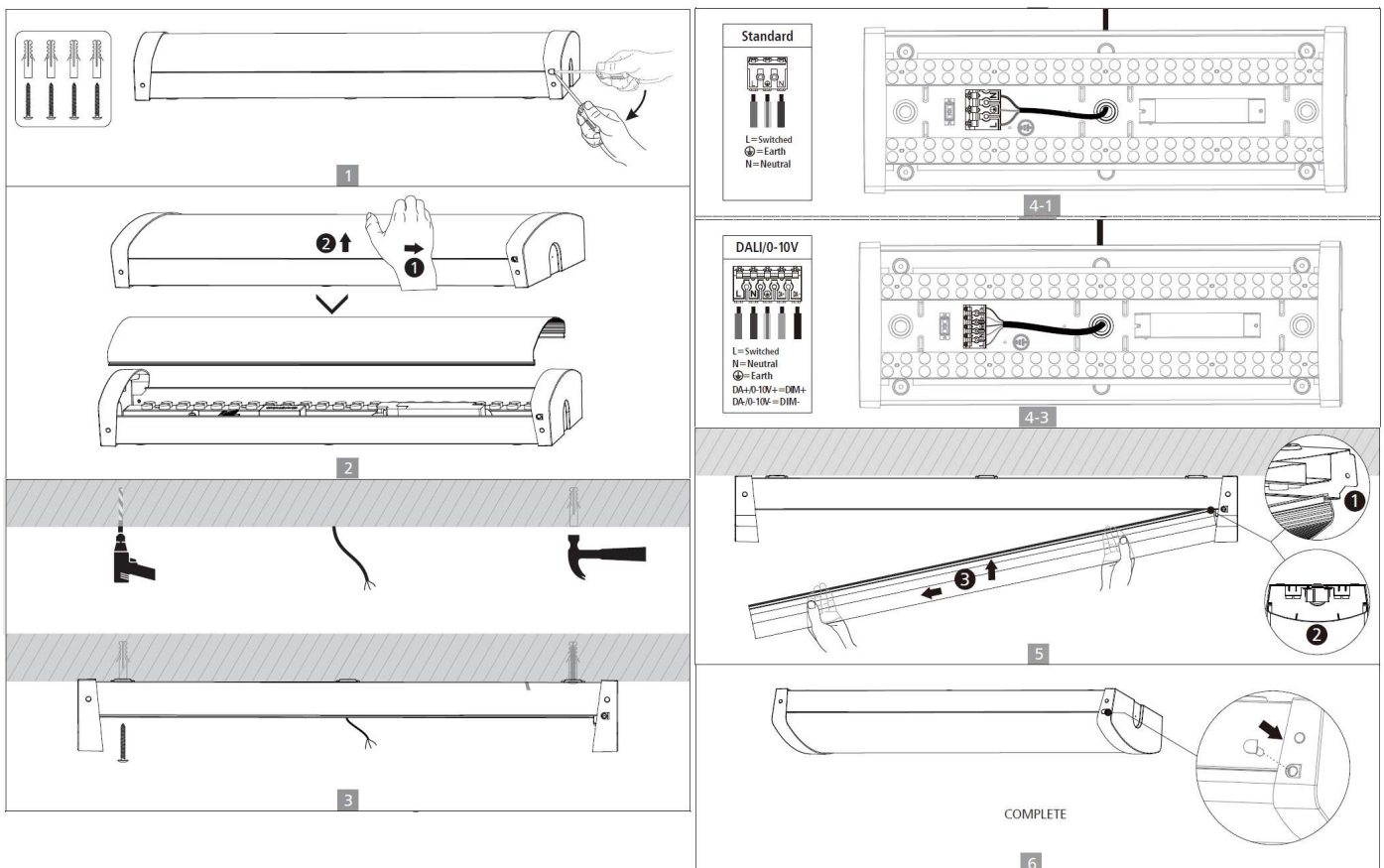
# ORION

## BATWB - WIDE BODY COMMERCIAL BATTEN

### INSTALLATION OPTIONS



### INSTALLATION - CEILING



# ORION

## BATWB - WIDE BODY COMMERCIAL BATTEN

### INSTALLATION - PENDANT

